

Resources to help your school
celebrate Chinese New Year 2018
Primary Education Pack

YEAR OF THE DOG



Introduction

According to the Chinese Lunar Calendar, we enter the Year of the Dog on February 16th 2018. This education pack for primary schools contains information and activities to help teachers and pupils learn more about this important spring festival and explore Chinese language and culture.

Your pupils can read a traditional story to find out how Er Lang and his dogs captured the Monkey King and learn to give commands in Chinese to our animated dog called Dumpling (Jiaozi, pronounced *Jow-dzi*). You can also read letters from Chinese children about their pets and get creative making clay dogs and paintings and cooking Chinese dumplings.



Spring Festival Chūn Jié (春节)

Spring Festival Chūn Jié (春节) Celebrated from the first day of the first lunar month, the Spring Festival is regarded as the most important festival of the year in Chinese culture. During the festival, people hold family reunions and honour their ancestors. The lion dance is performed in public and red envelopes of money are placed in the lion's mouth for good luck. It is traditional for grandparents to give their grandchildren red envelopes with money inside; this is called *yā suì qián*. These days the envelopes are just as likely to have cartoon characters on them as traditional symbols.

Are you going to celebrate Chinese New Year with the Year of the Dog pack? If so, we would like to hear from you. If you have any stories, photographs or film clips please send them to: schools@britishcouncil.org





Contents

- Assembly Lesson Plan – The story of how Er Lang captured the Monkey King page **2**
- Activity Sheet 1– What happened in the story? page **7**
- Han Dynasty pottery dogs page **8**
- Lesson 1 – Virtual and Augmented Reality page **10**
- Activity Sheet 2 – Make your own clay dog page **12**
- Information and activity sheet – Chinese language page **14**
- Ten Prized Dogs page **16**
- Recipe: Stuffed buns from Tianjin page **24**
- Pets in China page **26**
- Letters from Chinese children about their pets page **28**
- Find out more page **36**



Institute of Education

Concept and development by the British Council. Written by Alison Willmott, Education Consultant, James Trapp, Primary Network Coordinator UCL IOE Confucius Institute for Schools.



Assembly/Lesson Plan:

The story of how Erlang and his dogs captured the Monkey King

Those of you who know something about the story of Sun Wukong, the Monkey King, will remember that he was not always the faithful bodyguard of Xuan Zang on his journey to India. Before that, he had been a very naughty monkey who caused all sorts of trouble in the heavenly palace of the Jade Emperor and the undersea palace of the Dragon King of the Western Ocean. Many different gods and immortals tried to capture him so he could be punished for his misdeeds, but Sun Wukong was always too clever or too powerful for them. Not only had

he been born clever when he emerged from his magical stone egg, he also studied under expert magicians so that he knew how to fly through the clouds and change his shape into anything he pleased.

Finally, the Jade Emperor decided to send his nephew, the magician Er Lang and his many brothers to capture Sun Wukong. He was sure that they would succeed, because not only was he a very powerful magician, he also had an army of a thousand plant-headed demons at his command, who had magical powers.

The Jade Emperor's messenger told Er Lang that Sun Wukong had gone back to his old home on the Mountain of Flowers and Fruit. Er Lang and his brothers flew swiftly across the Eastern Ocean and soon arrived at the Mountain, which they surrounded. Er Lang strode up to the cave where Sun Wukong was resting, guarded by his monkey followers. In front of the cave, there was a banner that read: The Great Sage Equal of Heaven. This was the name Sun Wukong had given himself, when he felt that the Jade Emperor was not showing him enough respect. As nephew of the Jade emperor, Er Lang was infuriated by the banner and called out a challenge to Sun Wukong.

Unafraid, Sun Wukong strode out of his cave and began to tease Er Lang about things that had happened to him in the past. Er Lang swung his mighty sword at him, but the Monkey King was too fast and dodged out of the way. He aimed his own magic iron cudgel at Er Lang's head, but Er Lang too was a skillful warrior, and the two of them exchanged more than 300 blows without either managing to land one.

Finally, Er Lang turned to his magic powers and transformed himself into a giant figure, 1000 feet high, holding a magic trident in each hand. He advanced on Sun Wukong, aiming a mighty blow at him. But Sun was just as skilled in the magic of transformation, and turned himself into a mirror image of Er Lang, except that he held a huge iron cudgel with which he fended off Er Lang's blow.

Down below, the ground shook under the impact, and Sun Wukong's monkey followers all panicked and began to flee. Er Lang's brothers and the plant-headed demons unleashed their dogs and hawks, which rounded up all the lesser monkeys and took them prisoner.

Seeing his followers defeated, Sun Wukong lost heart, changed back into his normal form and fled. Er Lang called out to him: "Stop running and come back here, and I will spare your life!". But Sun would not listen and kept running until he ran straight into the arms of Er Lang's brothers. Still not willing to admit defeat, Sun dropped his cudgel, transformed himself into a fish, and slid into a nearby river.

Learning Objectives: To engage pupils with a traditional Chinese story and carry out activities to deepen their comprehension, understanding and engagement with the text.

Curriculum Links: English, Art and Design, ICT.

Core Skills: Creativity and imagination, Collaboration and communication.

Preparation and resources: You will need: a copy of the story of Er Lang and the Monkey King, large pieces of paper and pens, scissors, sticky notes, highlighters. You could use iPads.



Er Lang saw what he had done, and turned himself into a magic bird, a bit like a heron and a bit like a hawk. He flew over the river and spotted a strange-looking fish, which he realised, must be Sun Wukong. At the same time, Sun Wukong looked up and saw a strange-looking bird, which he realised must be Er Lang. The two of them chased each other over thousands of miles, constantly changing shape to try to fool the other one.

Finally, Sun Wukong found himself near the place where Er Lang lived. Sun tried one last time to deceive his enemy by going through his most difficult and powerful transformation. He turned himself into the exact replica of Er Lang himself, a replica so convincing that the priest who served the temple was fooled and went and spoke to him.

However, when the real Er Lang arrived, Sun Wukong realised the game was up, and changed back into his normal shape. They began to fight again, but just as before, neither could gain the upper hand, until Er Lang's brothers arrived with their dogs.

Up in Heaven, all the other gods were watching the progress of the fight, and finally Laozi, the Father of Daoism, decided to take a hand. He hurled down a magic stone, which struck Sun Wukong on the head dazing him. At the same moment, Er Lang's brothers unleashed their dogs, which chased Sun, snapping at his ankles until he tripped and fell. Er Lang and his brothers surrounded Sun, so he could not get up again.

Laozi pulled on the cord that was attached to his magic stone, dragging Sun Wukong up to Heaven to be tried for his crimes. The Jade Emperor rewarded Er Lang and his brothers for their service, and sentenced Sun Wukong to be executed. If you want to find out if this really is the end for the mischievous Monkey King, you will have to read more of the story...

Activities

Make copies of the story and share the Monkey King's adventure with your class. Discuss the meaning of words such as cudgel, trident, sage, transformation, replica and infuriated that appear in the story, and ask pupils to highlight any other words they are unsure about.

Ask your pupils to discuss the following questions with a partner and find the answers together in the text:

- How did Sun Wukong learn to fly?
- How was the Jade Emperor related to Er Lang?
- Who did Er Lang take with him to capture Sun Wukong?

- What did the Monkey King put on the banner outside his cave?
- Can you remember what Sun Wukong and Er Lang transformed into during their battles?
- Can you describe how Sun Wukong was eventually caught?
- Based on what you've read about the character of Sun Wukong, predict what will happen next?
- What do you think was the most exciting or interesting part of the story?

There is a lot of action in this traditional story, which was written more than 500 years ago. To help your pupils recall the details of the story, give out the short sentence summaries on the activity sheet. Ask them to sequence the sentences into the correct order and retell the story to their partner. Can they remember any other additional details? Alternatively, fluent readers could create their own one-sentence summaries of each paragraph.



CLEVER

Skilful

Determined

BRAVE



Additional activities

Role on the wall

Divide your class into small groups. Ask them to draw round two pupils in the group and turn the outlines into life-size pictures of Sun Wukong and Er Lang, using art materials. Ask each group to write down words and phrases to describe the inside and outside characteristics of the protagonists on their pictures and add post it notes to give an example from the story when they showed this characteristic. For example they might describe Sun Wukong as boastful and choose as an example the moment when he put up a banner saying that he was equal to the Emperor.

Pupils could then go on to create wanted posters for Sun Wukong or a job description poster for Er Lang listing the skills he will need in order to be able to capture the elusive Monkey King.

When your pupils are familiar with the story, you could also encourage them to make a short film trailer for the story, if you have the technology available. A short guide from the Shrewsbury Book Festival is available below to help your pupils organise how they might go about this task:

<https://www.youtube.com/watch?v=HCjFVK-cge0M>

To find out more about the adventures of The Monkey King from the novel *The Journey to the West* you could look again at the Monkey King stories in The year of the Monkey pack at: https://schoolsonline.britishcouncil.org/sites/default/files/year_of_monkey_education_pack.pdf

Partner school activities:

If you are working with a partner school you could exchange photographs of your character portrayals and wanted posters and links to your film trailers.



Activity sheet 1

What happened in the story?

Can you cut out and rearrange these dog identity tags with sentences on them in the correct order to tell the main events of the story of Er Lang and the Monkey King?

THEY USED THEIR MAGIC POWERS TO FIGHT. ER LANG TURNED HIMSELF INTO A GIANT HOLDING MAGIC TRIDENTS, BUT THEN SUN WUKONG TRANSFORMED INTO A GIANT JUST LIKE HIM, WIELDING A HUGE CLUB.

SUN WUKONG TEASED ER LANG AND A GREAT BATTLE BEGAN BETWEEN THEM.

MONKEY TURNED HIMSELF INTO A FISH AND SLID INTO A RIVER TO ESCAPE.

ONE OF THE GODS THREW DOWN A STONE, WHICH HIT MONKEY ON THE HEAD, AND HE FELL DOWN SURROUNDED BY THE DOGS.

MONKEY TURNED HIMSELF INTO AN EXACT COPY OF ERLANG AND THEY FOUGHT AGAIN UNTIL ERLANG'S BROTHERS ARRIVED WITH THEIR DOGS.

THE JADE EMPEROR SENT ER LANG WITH HIS BROTHERS, DOGS AND PLANT HEADED DEMONS TO CAPTURE SUN WUKONG.

ERLANG CHANGED INTO A BIRD AND CHASED HIM.

THE GOD PULLED ON THE ROPE ATTACHED TO THE STONE, TO BRING SUN WUKONG TO HEAVEN, TO BE TRIED FOR HIS CRIMES AND ER LANG AND HIS BROTHERS WERE REWARDED.

THEY FOLLOWED HIM TO A CAVE ON THE MOUNTAIN OF FLOWERS AND FRUIT WHERE HE HAD PUT UP A BANNER SAYING THE GREAT SAGE EQUAL OF HEAVEN.

SUN WUKONG'S MONKEY FOLLOWERS WERE FRIGHTENED BY THE NOISE AND RAN AWAY, BUT WERE ROUNDED UP BY ER LANG'S DOGS.

WHEN HE WAS YOUNG SUN WUKONG WAS VERY NAUGHTY BUT ALWAYS MANAGED TO ESCAPE WHEN THE GODS TRIED TO CAPTURE HIM.

Han Dynasty pottery dogs

Learning Objectives: To learn about the pottery dogs found in the Han Dynasty tombs and make standing clay dogs in a similar style.

Curriculum Links: English, History, Art and Design.

Core Skills: Creativity and imagination, problem solving, digital literacy.

Preparation and resources: You will need: air dry clay, plastic modelling tools, water bowls, water and paint.

Factual information to share with pupils

Dogs have been important to Chinese society from the earliest times, just as in many other cultures around the world. In the traditional Chinese zodiac, the Dog stands for loyalty and honesty, and people born in the Year of the Dog are said to be honest, faithful, loyal, clever, straightforward, and have a strong sense of responsibility. The Chinese character for dog is one of the quite small group of words that appear in the earliest form of Chinese writing, Oracle Bone Script, which shows their importance right back in the Bronze Age Shang Dynasty (c1600 – c1046 BCE). Excavations from the earlier Neolithic (New Stone Age) period show that dogs were domesticated in China even earlier than this.

Qin Shihuang, the First Emperor of China (221-210 BCE) who built the famous Terracotta Army began the tradition for Chinese rulers to be buried with models of everything they had in life, to take with them into the after-life. The emperors of

the dynasty that came after him, the Han Dynasty (206 BCE-220 CE), did not make life-size models like the First Emperor's, but they filled their tombs with fantastically detailed models of every aspect of life at the time – not just in the royal palaces but amongst the ordinary people too. There are models of palaces and farmhouses, duck ponds and cooking stoves, as well, of course, of people of all kinds: soldiers, courtiers, servants, dancers, musicians and acrobats. Some of the most striking models are of the animals that were important to the people of the Han, both for food and as treasured possessions. Dogs were both of these.

Some of the Han pottery models of dogs were found in large packs, along with herds of sheep, and pigs, and these models are “mass-produced”, all exactly the same showing that their importance is just as a source of food. Much more striking, are the models like the ones illustrated here, which are of individual dogs, each with a distinct character. These are the dogs that represent the characteristic that made them prized possessions and gave the dog its place in

the Zodiac. They wear collars and harnesses, but are not pets, in the sense that we keep dogs today. They are working dogs that served as watch-dogs, hunting dogs and, maybe surprisingly to us, transport dogs. Evidence from some of these models show that a breed of dog, very much like the modern Chow, was used to pull carts and sledges. The models with that are open-mouthed and with ears alert are usually more like mastiffs and were guard dogs that would have protected both buildings and livestock. There are also models of longer-legged dogs, usually shown lying down, which are hunting hounds.

Taken all together, the tomb pottery of the Han Dynasty gives us an amazing understanding of life at the time, but the models of the dogs, in particular, with their alert, lively expressions, seem to take us right to the heart of it. Now have a go making your own clay dogs in a similar style.

狗



Lesson 1

Virtual Reality

Meet our dog Dumpling who is bilingual, very well trained and will respond to your commands in English and Chinese.

First, visit www.dumplingthepug.com/pug-vr. Once it has loaded, you will be able to see Dumpling and look around. For the best experience we recommend using Chrome.

With Google Cardboard and a phone:

- Read the instructions before tapping the “Click to begin” button
- Tap “Allow” when your phone asks if it okay to give access to the microphone
- Tap the Cardboard icon (📺) in the lower right hand corner, before placing your phone inside the Cardboard device
- Once you are wearing the headset, look around to find Dumpling
- To see the commands Dumpling responds to, look at the “Show Commands” button beneath Dumpling and wait
- Now try and say a command in English, or look at a particular command to hear how it is pronounced in Chinese
- See if you can say them all – good luck



With a desktop PC or Mac:

- Again, read the instructions on screen before clicking the “Click to begin” button
- Click “Allow” when your browser asks if it is okay to give access to the microphone
- To see the commands Dumpling responds to, click the “Show Commands” button in the lower left hand corner
- Now try and say a command in English, or click a particular command to hear how it is pronounced in Chinese
- See if you can say them all


There is also a second virtual reality experience where you can see a Ming statue of a dog.

Visit www.dumplingthepug.com/statue-vr and then follow the instructions on screen. Here, you are able to rotate the statue either by looking at the buttons in VR or by clicking them using your mouse.

The IOS platform for Dumpling is being developed.

Lesson 2

Augmented Reality



Instructions

Print this page in black and white on a single piece of A4 paper, then visit one of the websites below. Once you have setup your webcam, hold the piece of paper in front of the camera, making sure the pawprint is facing the webcam.

Also, make sure the paper is flat and there is enough light in the room.

AR Pug

<https://www.dumplingthepug.com/pug-ar>

AR Statue

<https://www.dumplingthepug.com/statue-ar>

Activity sheet 2

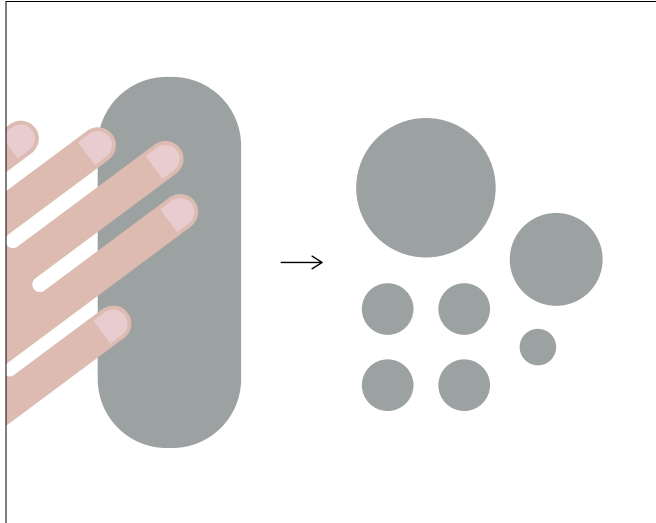
Make a clay dog

Before they begin, encourage the children to look very closely at the pictures of the dogs from the Han tombs to build up a clear idea of the design of their features and expressions.

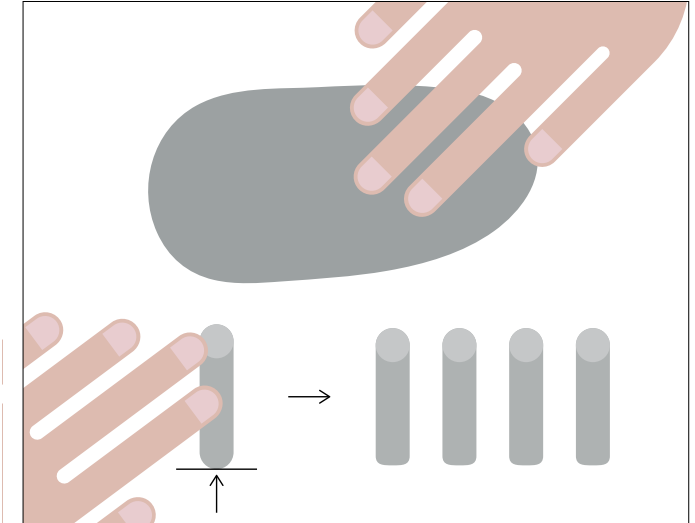
- Give out slabs of clay and invite your pupils to experiment making shapes and joining them together. The best way to do this is to score or make marks on the pieces of clay that will be joined together with clay tools or pencils. Press the two pieces together, moisten with water and then smooth them carefully until you cannot see the join. Encourage them to keep their hands wet, but not too wet, as this helps to prevent the clay from cracking and makes it easier to mould.

Partner school activities:

If you are working with a partner school, you could swap photographs of your Han pottery dogs.

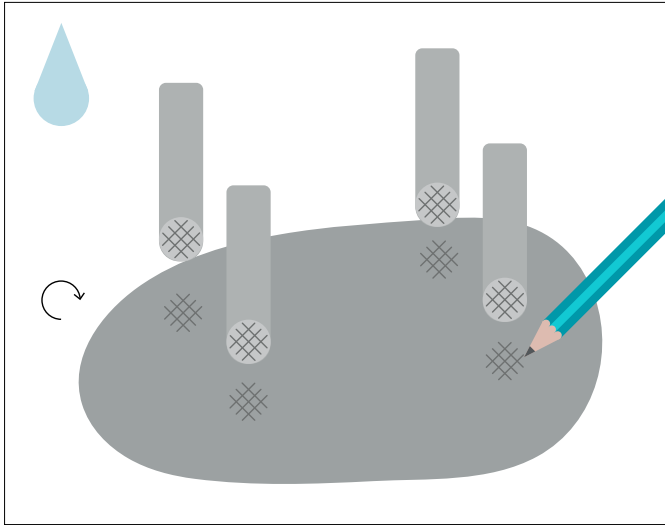


- To make a standing dog, break the clay into seven pieces. A large piece for the body, smaller pieces for the head and four legs and a tiny piece for the harness. If you have any left over, you can use this to make a plinth for your dog to stand on, so it won't fall over.

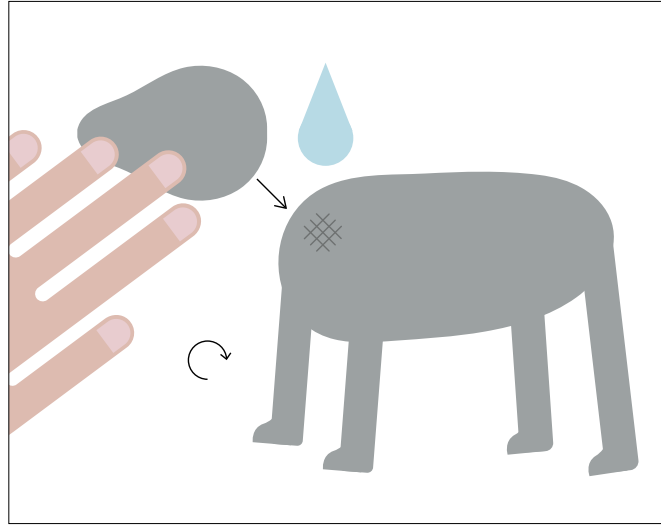


- Mould the body part into an oval shape and then make 4 sturdy cylindrical legs with flat feet, to make sure your dog will stand upright.

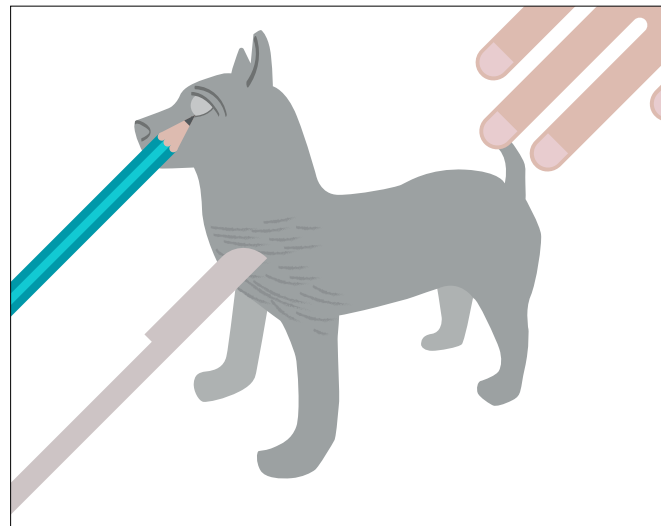





- Score and moisten the bottom of the body and top of the legs and attach each one to the dog's body by smoothing it carefully together so that you cannot see the join. Turn it upside down to make sure that the legs are all carefully attached and then stand it on its four legs.



- Roll out a pear shape for your dog's head, and attach to the body in the same way.



- Carefully pull out the shape of your dog's ears from the head and its tail from the body. Use tools to create its eyes and mouth and make patterns or fur on its back.



- Roll out another thin piece of clay and attach it to the dog's back as a harness.
- If you have some clay left over, you could also roll out a flat rectangular slab with a rolling pin to stand your dog on to make it even more stable. Again smooth the legs onto the slab to finish your model.
- Leave your dog to dry and you can then paint or varnish them if you wish and give them a name.

If you don't have any clay available, you could also use play doh, salt dough or plasticine as alternatives.

Information and activity sheet

Chinese language



Lesson 1

Revise the numbers 1 to 10 that we learnt in the Year of the Horse education pack.

一 yī	one
二 èr	two
三 sān	three
四 sì	four
五 wǔ	five
六 liù	six
七 qī	seven
八 bā	eight
九 jiǔ	nine
十 shí	ten



Listen to the sound files and help your pupils to practise saying the vocabulary linked to pet ownership. Can they then ask and reply to the question 'Do you have any pets?'

只 zhī

measure word for animals in general

条 tiáo

measure word for wriggly things like fish, snakes and roads

家 jiā

family, home

有 yǒu

have

没有 méi yǒu

not have

宠物 chǒng wù


pet

狗 gǒu

dog

猫 māo

cat



Learning Objectives: To learn Chinese vocabulary associated with pet ownership and to give a series of commands to our animated dog Dumpling.

Curriculum Links: Modern languages.

Core Skills: Communication and collaboration, digital literacy.

Preparation and resources: You will need: Internet access

金鱼 jīn yú
goldfish

仓鼠 cāng shǔ
hamster

吗 ma
interrogative particle

和 hé
and

你家有宠物吗? nǐ jiā yǒu chǒngwù ma?
Do you have any pets? (lit: Does your family have any pets?)

没有 měi yǒu
No! (lit: not have)

有; 我有一只狗, 三只猫 和八条金鱼
yǒu ;wǒ yǒu yīzhī gǒu, sānzhī māo,
hé bātiáo jīnyú
Yes, I have one dog, three cats and eight goldfish



Ten Prized Dogs

Learning Objectives: To find out about an artist from a different time and culture. To encourage pupils to look closely at the details of a painting and create their own versions of Castiglione's *Ten Prized Dogs*.

Curriculum Links: English, History, Art and Design.

Core Skills: Creativity and imagination, communication and collaboration.

Preparation and resources: You will need: A3 Copies of the *Ten Prized Dogs* paintings, art materials, magazines. You may need: silk fabric and paints or inks, thin brushes, gutta (a special paint for silk), thick card and pins.

Factual Information to share with pupils

Dogs were highly prized animals in ancient China and often featured in Chinese art and literature. One example is the famous *Ten Prized Dogs* series of silk scroll paintings. These were painted over 300 years ago by the Italian artist Giuseppe Castiglione, at the court of Emperor Qianlong (Ch'ien-lung). Qianlong was the fourth emperor of the Qing dynasty and a great supporter of the arts.

Giuseppe Castiglione, was born in the Italian city of Milan in 1688. He travelled to China in 1715, and adopted the Chinese name Lang Shining. (郎世寧) He came to the attention of the Chinese Emperor and became an artist for the Imperial court for thirty years; where he painted a variety of subjects, including portraits of the Emperor and Empress and many animals including the famous *100 Horses* and *Ten Prized Dogs* silk paintings.

Lang Shining created a new style of art that combined features of the Italian Renaissance such as a focus on colour, perspective, light and realism with the traditions of Chinese art

and materials. When Castiglione died in Beijing in 1766, the Emperor himself wrote an obituary for him and erected a special stone in his memory.

The *Ten Prized Dogs* were painted on silk, which requires very careful and precise painting, as any mistake is almost impossible to remove.

Discussion points and activities

Print and display A3 coloured copies of the *Ten Prized Dogs* paintings and place them on different tables. Ask pupils to stand by the table with the image that is their favourite and discuss the following questions with a partner. Challenge them to look carefully and keep finding more and more details and to confidently express their opinions and ideas.

Things to talk about and note down with your partner:

- What do you first notice in the painting, and then where is your eye drawn?
- Look carefully and make a list of everything you can see. What particularly stands out to you?

- Describe where the painting is set. Do you think it is a real or imaginary place? What makes you think that?
- How many colours can you see? Do you think the dog looks realistic? How has the painter managed to achieve this?
- What do you like about the painting? Is there anything that you dislike or are puzzled by? What would you like to ask the artist if you could?
- How would you describe the mood of the picture? If you could jump into it, what you might see and hear that is out of the frame and you can't see. Do you think the dog would be friendly?

Encourage each group to then report their ideas back to the rest of the class.

Ask pupils to go on to create their own story about the dog in the painting they have studied. Encourage them to give the dog a name, describe who he or she belongs to, why they are in this place and a problem or dilemma that they encounter, that needs to be resolved before the ending of their story. You could encourage the use of a first person narrative, as many famous animal

stories such as *Black Beauty* by Anna Sewell and *War Horse* by Michael Morpurgo are told from the animal's point of view.

When they have completed their stories, discuss techniques used by storytellers to engage and entertain an audience. They might think about using expression, dynamics, gestures and props. You could illustrate this by showing examples from the National Gallery's excellent *Out of Art into Storytelling* project.

Encourage your pupils to practise these techniques with each other to tell their stories effectively and then arrange a special performance for younger children or parents, using their choice of painting as a backdrop.



Making activities

Invite your pupils to create their own *Prized Dogs* images by experimenting with different materials. They could use paint and experiment with different tools and materials such as brushes, sponges and pastels to create the foreground and background or cut out and tear pictures and colours from magazines to create a collage version.

Alternatively if you are able to obtain silk fabric and paints from a craft shop you could make your own silk paintings using the following technique. Ask your pupils to design their dog on paper in pencil and then trace over it with a black marker. Stretch your fabric over the drawing put some thick card underneath and secure it with pins.

Trace over the outlines of the dog on the fabric with silk gutta – these usually come in ready made small bottles, and then apply the inks to the centre of the outlined areas and background with a brush and let the colour

move out to the gutta outline. When the silk painting is dry you can ‘fix’ it by ironing. The *Ten Prized Dogs* paintings have also been used for the design of postage stamps. Your pupils could design their own set of stamps to celebrate the Year of the Dog.


Research activities


Encourage your pupils to carry out their own research into other ancient and contemporary Chinese artists and discover how silk was first made in China thousands of years ago.

Partner school activities:

If you are working with a partner school you could create an online gallery of photographs of your paintings with your partner school. Encourage your pupils to give their picture a name and create a little gallery card explaining how their picture or model was made. You might also exchange books of your dog stories.









蒼猊 駐藏副都統傅清
進

蒼猊 駐藏副都統傅清
進





Recipe for Gǒubùlǐ 狗不理 Stuffed buns from Tianjin

Learning Objectives: To follow a traditional Chinese recipe to make steamed buns from northern China.

Curriculum Links: Design and technology, Maths.

Core Skills: Communication and collaboration.

The name of these popular 包子 *bāozi* or stuffed steamed buns is something of a mystery. Literally it means “dogs ignore them” which doesn’t make them sound very nice, but they are one of the most popular street snacks in North China. The most likely explanation of the name is that it comes from the nick-name of the man who invented them, more than 150 years ago, Gao Guiyou. As a child his father called him Gouzi or “Little Dog”, and the name stuck. He started a business making these buns and was always so busy making, cooking and selling them, that he had no time to talk to anyone. The local people used to say “狗子卖包子，不理人” (*gǒuzi mài baozi, bù lǐ rén*) which means “When Gouzi is selling his buns, he ignores everyone”. This got shortened to the name by which the buns are known today. His company became the most famous baozi makers in North China, and it is said that they were a favourite of the Empress Dowager. In English, they are sometimes called “Go Believe Buns”. The proper recipe for Goubuli buns is a secret, but you can make your own baozi according to the recipe below, and have fun trying to give them the “chrysanthemum flower” pleats of the original – although they taste just as good without.



Do make sure you take all expected safety precautions and supervision when carrying out these activities.

Recipe (makes about 30)

For the dough (nb this is a raised dough, so you will need to make it in advance)

1000g all purpose flour
2 tsp instant yeast
50ml lukewarm water
500ml milk or water +/- 10ml
½ tsp baking powder
2 tbsp cooking oil
80g sugar
5g salt

https://commons.wikimedia.org/wiki/File:Goubuli_in_Shanghai.jpg

Instructions

- Activate the yeast by combining the yeast with lukewarm water for about 5 minutes. The mixture should go cloudy and start to bubble faintly.
- Put the flour, baking powder, salt, and sugar in to a bowl and slowly add the activated yeast and milk/water, and the cooking oil, mixing all the time. As the dough forms, take it out of the bowl and knead it on a floured surface for 10-15 mins. This can also be done using a mixer with a dough hook or a bread machine.
- If the dough is too firm, add a little more water/milk. If it's too wet or the surface is sticky, add a little more flour. You should end up with a smooth, soft ball of dough.
- Put the dough in a bowl, cover it with cling film and put it in a warm place to rise. Depending on the room temperature, it should take 45-60 minutes for the dough to double in size. Knock the air out of the dough with your fist and put it back on the floured board, or into your mixer to for 5 minutes until it is a smooth dough is again.
- Your dough is now ready to make into baozi.

For the filling (Goubuli buns are stuffed with pork, but you can substitute minced lamb or chicken; you could use Quorn for a vegetarian alternative)

Main ingredients

1.4 kg minced pork, lamb, chicken or Quorn
Half a Chinese cabbage
10 spring onions
2 x 5cm fingers of ginger root, peeled

Marinade

4 tbs light soy sauce
4 tbs cooking oil
2 tbs sugar
2 tsp 5 spice powder
3 tbs Chinese cooking wine or dry sherry (optional)
2 tsp sesame oil
4 tsp ground white pepper
salt to taste

Instructions

- Shred then chop the Chinese cabbage; put it in a bowl and sprinkle with 1 tbs salt. Leave it for 30 mins, then drain off the water that has come out.
- Chop the ginger and spring onions finely.
- Mix the minced meat, cabbage, ginger and spring opinions together in a large bowl, then add all the marinade ingredients except the oil, and mix well. Finally drip the oil in slowly, mixing all the time. Add more salt if required.
- Cover the bowl with cling film and chill in the refrigerator.

To assemble the baozi

- Take your dough and divide it into 8 equal portions. Roll each portion into a log about 4cm wide. Divide each log into 8 pieces and roll each into a ball. Keep them coated with a thin layer of flour.
- One at a time, take a ball of dough and flatten it with the heel of your hand, then with a rolling pin, roll it out into a circle a little less than 10 cm across. Make sure the centre ends up thicker than the edges.
- Put 1-2 tbs of filling in the centre, piling it up so that it stays about 3cm away from the edge of the dough.
- To get the proper "Goubuli" effect, pull the edge of the dough up to the centre of the filling, working your way around anti-clockwise. This takes a bit of practice, so you can just pull the dough up to meet in the middle. It doesn't matter if it is not completely sealed at the top.
- Repeat until all your dough and filling is used up. You should get 28-30 baozi.
- Put them on parchment in a steamer, making sure they are well separated, and leave for 30 mins to rise slightly. This makes the dough lighter and fluffier.
- Steam for 15 mins and then leave to rest for 5 more minutes with the lid on.
- These can be eaten hot or cold.

Pets in China



Factual Information to share with pupils

In old China, the only “pets” that people kept were song birds, crickets, goldfish and terrapins or turtles. Nowadays, as China has become a wealthy, modern economy, pet ownership has grown enormously, with dogs being by far the most popular pet, followed by cats and turtles.

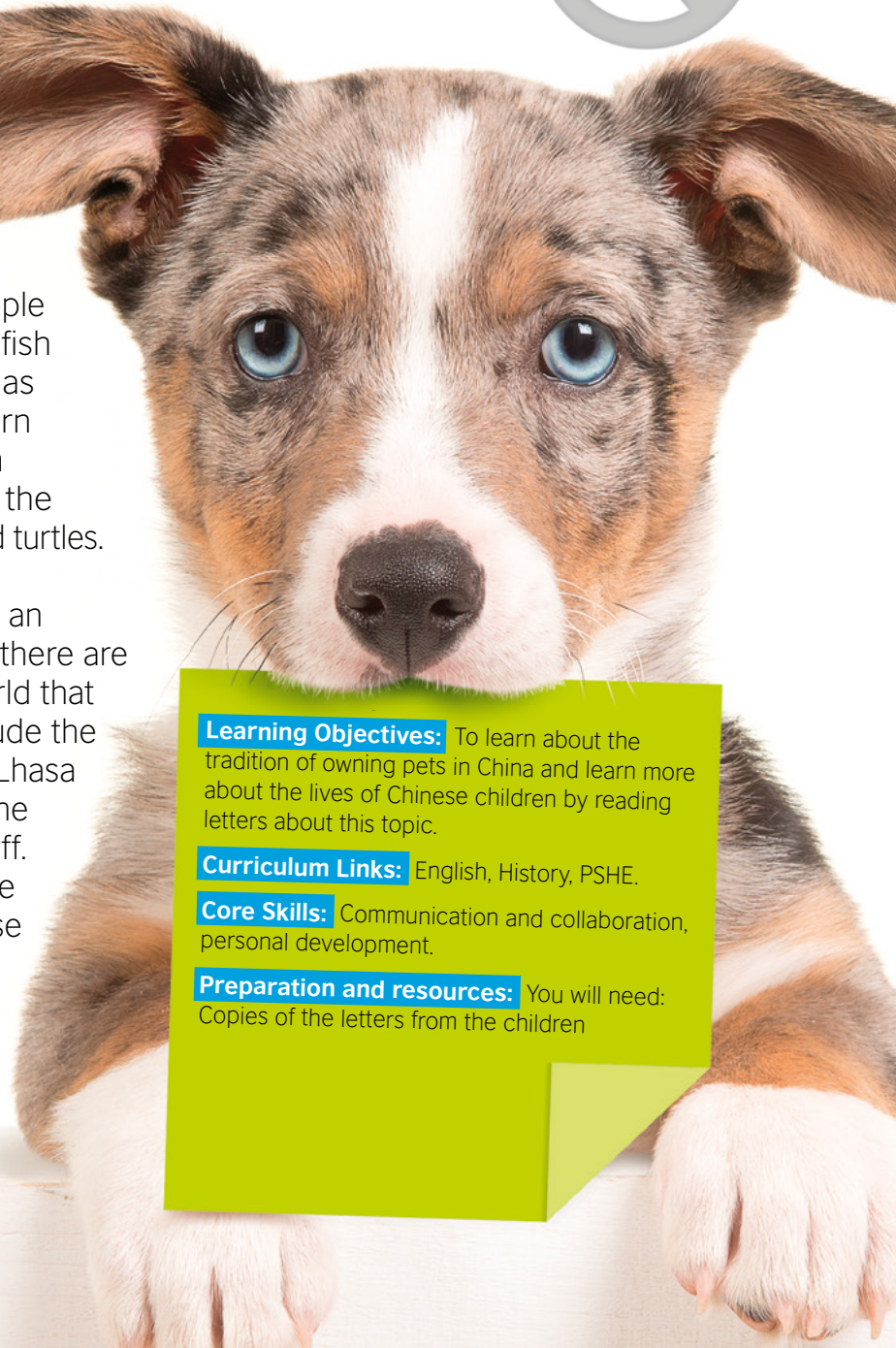
Even so, dog ownership actually has an incredibly long history in China, and there are many breeds popular across the world that were first found in China. These include the Pug, the Pekinese, the Shar pei, the Lhasa apso, the Shih tzu, the Chow chow, the Tibetan terrier and the Tibetan mastiff. Ladies of the old imperial court in the Forbidden City used to keep Pekinese dogs and other small breeds in the long flowing sleeves of their dresses – much like the current craze for carrying chihuahuas and other miniature dogs around in handbags!

Learning Objectives: To learn about the tradition of owning pets in China and learn more about the lives of Chinese children by reading letters about this topic.

Curriculum Links: English, History, PSHE.

Core Skills: Communication and collaboration, personal development.

Preparation and resources: You will need:
Copies of the letters from the children



50cms

45cms

40cms

35cms



Of all the native breeds, nowadays, the most prized is the Tibetan mastiff, and a single puppy with a top pedigree can sell for more than £100,000. Other particularly popular foreign breeds at the moment are the husky, the golden retriever, and the corgi – largely because it is our Queen's favourite breed of dog.

Dogs have to be registered in China, and in 2016 there were 62 million registered pets, but the number is certainly very much higher. It costs several hundred pounds a year to buy a dog licence, and many owners simply don't bother to do so. The money they save, they will often spend buying designer label clothes and accessories for their dogs, or on giving them expensive make-overs and beauty treatments. Last year, the son of China's richest man, announced that he had just bought his dog, Coco, an Alaskan Malamute, eight iPhone 7s!

Apart from having to register your dog, every city has its own regulations about dog ownership. In Beijing, you are not supposed to have a dog larger than 35cm at the shoulder, but it is quite common to see German Shepherds, Malamutes and other breeds that are much larger than this. One newspaper correspondent has even reported seeing an Irish wolfhound. Only one dog is allowed per household and dogs are not allowed outside the owner's home during the daytime. They cannot be taken in parks or other grassy areas, and they are not allowed to ride in elevators. If you have a chance to go to Beijing yourselves, you will see how many of the laws are actually kept to. Personally, I have never seen a dog in an elevator.



Letters from Chinese children



Dear friends,

I'd like to introduce one of my family members Ben to you. He is a lovely dog, a sheep dog which is a Border Collie. He is not only smart but also beautiful. You would love him very much if you saw Ben.

Ben is a good guard when we are not at home. He is not a usual dog, he can jump higher than me, and swim faster than a fish. He always opens the door for me, I taught him this skill last year. He is my alarm clock, as Ben wakes me up at seven o'clock every morning. He puts his paw on my feet, then I will laugh. Ben likes taking photos too. When my mother takes photos of me, he will jump high, so I have a lot of photos with Ben.

And I buy a bag of dog food for Ben every week, Ben eats twice a day in the morning and at night. On Saturday, Ben goes to Century Park for two hours with me, he likes the flowers as much as food! After I trained him now he never eats the flowers. In the summer vacation I take him to my hometown, a beautiful village in North East China, you can see him in the fields and the hills every day.

By the way this year is the Year of the Dog according to the Chinese Calendar. I wish you all the best in the Year of the Dog.

Yours
Simon(Haoran, Qiu)
Class1, Grade 5,

Dogs are sometimes described as man's best friend. Copy and share these letters with your pupils written by children in China in which they describe their favourite pet friends.

Dear friend,

Last year, I bought a Netherland Dwarf Rabbit from the pet market. How cute she is! One of her eyes is black, the other eye is blue. Her fur is white like the snow. On her way home, I had a cup of milk tea, and she tried to drink it! I couldn't stop her and gave her a little sip. Now her name is "Milk Tea"!

She likes eating snacks, but she doesn't like eating grass. When I fed the grass to her, she pretended to like it and bite it Yummy, Yummy! But if I left her alone, she would stop eating the grass. She just wants more love from me. How clever she is! But being too clever is not always a good thing.

One day, she opened the door, and escaped from the cage without me noticing. She was lost for three days! I missed her very much during these days. I searched for her everywhere, but no luck. I was very upset. Finally she found her way home to the 18th floor. When she was back, she was very tired and hungry.

What a poor rabbit! She was lucky to survive.

As you can see, "Milk Tea" is really clever and cute! I like her very much! She is my best friend now.

Yours
Keyi, Fan
Class 2, Grade 4,



Letters from Chinese children



My dear friend,

Glad to meet you. I'm a student of Class 4, Grade 5, Minhang Experimental Primary School, Shanghai, China. My name is Jerry. I am a boy. I like sports. I can run fast and skip very well. And I like playing basketball. I also like pets very well. I have a pet friend. His name is "Pocky".

One day, I found a homeless dog on the street on my way home and I decided to take it home. He is so lovely that I can't help staring at him. I like him very much. I gave him special dog food and enough water to drink. When I called him "Pocky", he always walks to me and shakes his head at me. I can't help holding him. I usually play with him. I gave him a basket to sleep in and a blanket to keep him warm. I usually take him to have a bath at weekends. He feels very comfortable and I bask in the sun with him. In my daily life, I always take care of him with love and care. When he is ill, I will take him to see the vets at once.

I really like "Pocky" very much. "Pocky" is not only one of my family members, but also one of my true friends. Sometimes I even think that we are good brothers. I hope everyone can love dogs and treat them well because they are our friends.

Dear friend, do you like "Pocky"? Do you like dogs? Do you like pets? Let's be their friends.

Wish you happiness and health.
Yihan, Lu

Dear friends from England,

As we all know, animals are friends of the people. I love all kinds of animals, but my favourite animals are goldfish, there are five goldfish in my family.

I like goldfish because they look very beautiful. They are colourful, such as orange, red, golden, red and white, red and black.

I like goldfish because they are very cute and interesting. Sometimes they blow bubbles in the bowl; sometimes they are swimming at the bottom; sometimes they jump out of the water suddenly when I feed them. We have been good friends, for a long time. When I am close to the bowl every time, they will come out immediately. They seem to say, "Let's play together, my dear friend."

Do you like my little goldfish?

Best wishes

Sandy

Zhige Wu

Class 4 Grade 3

North Campus of Daxing Middle School

Attached to Capital Normal University, Beijing



Letters from Chinese children

My little puppy Tiger

Tiger is a one-year old small brown dog. He was just exactly like my dream pet.

I took care of Tiger for just a few months, because my auntie had to work in another city. Mom and I bought a new dog kennel, a water bowl, lots of dog foods and snacks, as well as a lot of toys for Tiger. When we picked up Tiger at my auntie's home, Tiger was a little nervous, so was I, as if I had butterflies in my stomach. I loved him at first sight, because he was quite lovely. Tiger seemed to know that he was going to leave my auntie, so he whined and was reluctant to go. I hugged him, kept stroking his back, and comforted him. Then I said "It's ok, you will not be lonely. I will take good care of you."

Finally, I had a dog for the first time!

Every day I took him everywhere with me. Up in the morning, we had breakfast together, I took him into the yard for happy running. Sometimes, he could accompany me to school with my father. Tiger was so cute and friendly that all my classmates loved him very much. I was so proud of Tiger. When I went back home, every time Tiger was very happy. He wagged his tail, jumped around me, and was looking forward to my hug.

When Tiger went back to my auntie, I was very sad to see him off. He will be my favourite pet forever.

Yilian Lin
Class 1 Grade 3
North Campus of Daxing Middle School
Attached to Capital Normal University, Beijing



Letters from Chinese children

Dear Friends,

In China, many families would like to have a dog as pet. Chinese people think the dog is a very honest and loyal animal who will defend his home. I also have a dog. She is called "Money". Her fur is yellow and soft. She is very fluffy. She is very mild, swift and nimble. She likes chasing cats, but I usually don't let her do that. Because I like these cats so much, too. Don't you think that? They are like "flying fluffy balls".

In the morning, I always get up very early and go to walk with "Money". After that, I have my breakfast and go to school. When I go back in the afternoon, she is always very happy to see me. I always do my homework quickly so that I can have enough time to train her. While I am training her, she is never absent-hearted. I sometimes play football with her. At first, she is not interested in football. But when I draw a cat face on the ball, everything is changed. She likes to kick and hit the ball. I know why. I think it is just likes chasing cats. After my dinner, I often lay some bones in her bowl, she likes eating them. After that, I walk with her again for half an hour. She is always very excited about this activity.

At weekends, I often take her to the park in the neighbourhood. We go there for jogging, playing football or having a picnic. I think that it can build a better relationship between Money and me. I am sure that you will like her too.

Money is not only a pet, but also a good friend for me. Do you have such a friend? Please tell me as soon as possible, I can't wait!

Your friend, Kenneth Cheng
Class 3, Grade 5, Zimo, Cheng
Minhang Experimental Primary School, Shanghai, China.







Activities

Questions to discuss with a partner:

- What are the names of the two dogs and rabbit that are described in the letters?
- Why did Fan name her rabbit “Milky Tea”?
- What special skills does Ben have?
- Where did Jerry find “Pocky”?
- Can you find one phrase from each letter to show how the children feel about their pets?
- From the information in the letter what instructions would you give to someone who was going to look after Ben for the day?
- Which of the six pets would you like to own if you could? Can you explain why.
- What other questions would you like to ask the children about their pets?

Ask your pupils to draft a reply to one of the letters describing their own pets and how they look after them. If they don’t have a pet themselves, they could describe any encounters they have had with animals.



Find out more

We hope your pupils enjoyed the activities in this pack. There are lots more ways you can get involved in international work with China and other countries:

Find a partner school

Use our British Council Schools Online partner finding tool to link up with schools in China and many other countries worldwide:
<http://bit.ly/1TnkJaG>

Communicate

Use our forums and online project spaces with your partner school:
<http://bit.ly/1Q2ULLH>

Access resources

Check out our global learning resources, including classroom activities, videos and lesson plans:
<http://bit.ly/1TnkZGM>

Learn Chinese

Host a Chinese Language Assistant. It's easy to organise and you can share the assistant with other local schools. This scheme is supported by HSBC and the Confucius Institute Information about the Primary Programme of Study at the Confucius Institute can be found at:
<http://bit.ly/2cVRnkl>

To find out more about implementing Chinese teaching in your school contact James Trapp at the UCL IOE Confucius Institute for Schools: j.trapp@ucl.ac.uk

If you are in Wales you can contact Rachel Andrews at the Cardiff Confucius Institute, Cardiff University, AndrewsR11@cardiff.ac.uk

Get recognition

Sign up to our prestigious British Council International School Award scheme to earn accreditation for your international work:
<http://bit.ly/1XMYg8t>

Previous Chinese New Year resources

To find the education packs containing activities for the year of the horse, sheep and rooster, go to:

- <http://bit.ly/1QYMFnE>
- <http://bit.ly/1sGs1xS>

Information about China

Chinese history

- <http://bit.ly/1l4qTaz>

Chinese culture

- <http://bit.ly/1f1pj0A>

Introduction to Chinese language and support for Chinese language learning

- <http://bbc.in/1OJomqv>
- <http://bit.ly/1IGugUP>
- <http://bit.ly/1MYOX2d>

General contemporary information on China

- www.chinatoday.com
- www.chinaculture.org

Chinese Art and Culture

To find out more about traditional Chinese art and the artist Castiglione known as Lang Shining go to:

- <http://www.comuseum.com/>
- [https://en.wikipedia.org/wiki/Giuseppe_Castiglione_\(Jesuit_painter\)](https://en.wikipedia.org/wiki/Giuseppe_Castiglione_(Jesuit_painter))

- <https://www.nationalgallery.org.uk/learning/teachers-and-schools/teaching-english-and-drama/out-of-art/out-of-art-into-storytelling>

This website from the National Gallery illustrates how to use paintings as a stimulus for developing the literacy and performance skills of your pupils.

- <https://www.youtube.com/watch?v=ocAc--CQdPw>

This clip shows how you can use clay to make standing animal sculptures.



And don't forget, next year is the Year of the...

British Council
10 Spring Gardens
London SW1A 2BN

schools@britishcouncil.org
www.britishcouncil.org/schoolsonline

© British Council 2017

The British Council is the United Kingdom's
international organisation for cultural relations
and educational opportunities.

Download additional copies of this pack in English and Welsh at
<https://schoolsonline.britishcouncil.org/classroom-resources/chinese-languages-and-culture>

For queries and further information contact Vicky Gough at
vicky.gough@britishcouncil.org